



# Seaham Windows

## Doors & Conservatories



AUTHORISED  
PARTNER



windows  
doors

conservatories

canopies

roofline

fire escape







# Transform your home

with



**Seaham Windows**  
Doors & Conservatories



**AUTHORISED  
PARTNER**

Seaham Windows supply and install a full range of windows, conservatories and doors throughout Seaham and the surrounding areas. We have built our reputation over many years and are proud that the majority of our work comes from customer recommendation. We are also proud to be the only company in the area to be assessed and awarded the Top 100 mark, see centre pages for full details. Whatever your requirement we are sure to deliver.

*Imagine*  
quality by design



At Seaham Windows we use only the very best REHAU profiles to ensure that our windows are the very best available. REHAU are renowned as the best uPVC window system on the market and you can rest assured that we will only fit the best.

White or wood effect - chamfered or decorative  
Leaded glass or plain - Georgian bar or Bevelled -  
The list is endless but the choice is yours.

In addition all our windows are full of the most up to date security & energy efficient features as standard.

## Windows Casement - French - Tilt & Turn

### Casement Windows




**Tilt & Turn Windows**  
**REHAU - Key Features**



**French Windows**

Hi security auto lock PVD handles  
Security and compression (SAC) bolts to every decorative window  
High security 6 point locking system with BS7950 – multi point shootbolt  
Tilt and turn - concealed hinge mechanism  
Compliant with Window Energy Ratings for maximum performance - See page 7  
Range of colours – see page 13  
All Seaham Windows products are manufactured to British Standards





## Bay Windows & Bow Windows

Feature windows including bays and bows are becoming increasingly popular in today's property market. Seaham Windows extensive range of windows ensures that whatever the design style we can manufacture a window to suit.

Because all our windows are made to measure no design configuration is a problem. *imagine* the difference !



Bay Windows



Bow Window



Bay Windows





*Imagine*  
quality by design

Many older UK properties have traditionally been fitted with vertical sliding windows. These timber constructed windows have not been easy to replace when they fall into a state of disrepair and it has been difficult to find designs that capture the aesthetic appeal of the originals in other materials.

Seaham Windows has the solution using windows which have been manufactured and developed specifically in response to this need. The design and quality of these windows ensures that they can be fitted in areas where only like for like specifications will meet with local planning applications.



## Key Features

Horn detail gives appearance of traditional timber sashes

Deep or slim bottom rail: with mortice and tenon appearance to key sash joints

Authentic internal and external Astrical bar widths and styling

Ideal for listed buildings

Tilt facility for ease of cleaning

Traditional hardware fitted

Range of colours available – see page 13



Internal view




Tilt facility

# Clearly greener

energy efficient windows

## Window Energy Ratings



## Save Money & Reduce your carbon footprint with energy efficient windows.

The Seaham Windows range of windows bring light, warmth and beauty into the home. If the windows are poorly selected they can become a major source of heat loss in the winter which increases the carbon footprint of the property and increases the heating costs.

The BSI Kitemark window rating system has been developed to address this problem and allows you to compare the energy efficiency of different products.

All our window frames have been tested and comply with the BSI Kitemark Window Energy Ratings A to C when the correct double glazed unit is incorporated into the frame.

Windows are rated A - C with A being the most efficient.

### How it works....

Energy efficient windows allow optimal amounts of the sun's energy to pass through the glass into the room allowing you to benefit from solar heat gain. At the same time the advanced glass coating on the inside reflects the heat inside back into the room rather than allowing it to escape. Both these features reduce or eliminate the need for additional heating.



To obtain Energy Rating A - Please enquire for a quotation.



# Doors Front & Back Doors

The Seaham Windows range of front & back doors, french doors and patio doors ensures that total symmetry with the windows is achieved, but with the added choice of glass options and solid panels available you can have a door to suit your needs. All doors are produced using either chamfered or decorative profiles to compliment the windows.

In addition to this front & back and french doors can be designed to open inwards or outwards, saving space in tight corridors or hallways.

All doors offer the highest possible security as standard and are manufactured to BS7950.



The front & back door range brings elegance, individuality and beauty to your home. With a wide range of glass patterns, designs and shapes - whatever your desire we are sure to deliver:

As with all our products safety is always paramount and all doors are manufactured from high quality flame retardent PVCu, which is not only safe but provides excellent thermal and acoustic values and is fully reinforced for total security.

## Key Features

High security 8 point locking

Cylinder guards and 6 pin anti drill barrel as standard

Choice of 3 colours as standard

Low threshold options

## Door Styles



The above is a small selection of doors available . Please contact us for further details.



## Furniture Options

All products shown are available in gold, chrome, white and black ( except lion head knockers - gold and black only). Chrome finish is available in letterplates and slimline urn knockers / spyholes only.



Rosewood



Golden Oak

## Foiled Finishes

To replicate the look of wooden doors (grain runs vertically)



## Doors French Double Doors

### Key Features

Hi security 8 point locking system


Cylinder guards and 6 pin anti drill barrel as standard

Choice of 4 colours for handles, letterboxes and hinges

Low threshold options

Sculptured dedicated flying mullion with suited end caps

Screwed on drip rails to all open inward doors



Door Handles - PVD Finish



3D "Double Knuckle" flag hinges with PVD finish

### Rear Doors

Seaham Windows can supply a wide range of rear doors with glass or with panels.

A stable door option is also available.

The choice is yours





# Imagine

## doors to open up your home

Manufactured to give an attractive slim line appearance, our range of patio doors are available in a chamfered or decorative finish to complement the profiles of the residential door and window ranges.

As with all Seaham Windows products security is of paramount importance and our range of in line patio doors are manufactured using reinforced low maintenance PVCu frames and feature a six point locking system, an anti jacking system and a one piece locking keep.

### Key Features

2/3/4 pane doors available

Excellent weather protection and heat conservation

Stainless steel easy glide track system

Gold, chrome or white handles

Low aluminium threshold

Internal or external sliding door

## Doors In-line Patio





# Imagine

the entrance

## Doors Composite

Kerbside appeal and first impressions are important considerations when choosing a front door. The Seaham Windows range of composite doors offer a more traditional style to the residential door range.

The composite door range replicates a traditional wooden door but with the added security associated with the imagine range. Composite doors are manufactured by binding PVCu skins onto a dedicated reinforced substrate. The inner core is then injected with a high density polyurethane foam to form a solid, secure and attractive door.

### Key Features

- Feature and security glazing as standard
- Cylinder guards and 6 pin anti-drill barrel
- 1 piece steel reinforced keep
- 7 point locking system enhanced by 2 dog bolts
- Adjustable anti-jemmy security flag hinges
- Unique core mesh steel for additional security
- Attractive wood grain effect surface finish
- Easy to clean and maintain
- Full range of hardware available in 4 attractive finishes
- Low threshold options



### Door Styles For colour options see page 13.



### Glass Styles



### \*Decorative Glass Colours



Only available on decorative styles where indicated.





*the difference*

The perfect way to open up your house to the terrace or patio, or alternatively an attractive room to room divide, the Bi-fold door will add elegance and a contemporary feel to your property bringing the outdoor in.

Bi-fold doors are the perfect addition to any room. The design and functionality of these doors opens up the full aperture of the frame allowing optimum light and access into the room with minimum obstruction.

All doors are hinged and conveniently slide to the side on a smooth running track in a space saving manner.

## Doors Bi-Fold

### Key Features

Opens up to the full aperture of the frame

No unsightly black rubber seals or fixed mullions

Tailor made from 1600mm up to 5.5 metres with a maximum height of 2.4 metres

Multi point hook locking for added security

Fully reinforced sash and outer frame

Accommodates 28mm sealed glazing units

Available in white, golden oak or rosewood



### Door Style Options

#### Three Panel



#### Four Panel



#### Five Panel




#### Six Panel





# Add Style to *your* home



**Seaham Windows**  
Doors & Conservatories

Add style

Add value

Add quality



Whatever your requirement for improving your home the Seaham Windows range of conservatories is sure to inspire.

With a choice of styles, colours, sizes and doors we are sure that we can provide a room to transform your property.



Anti-sun self cleaning glass roof





A variety of styles available in a number of finishes with a wide variety of options ensures that no matter what your requirement you are sure to find a conservatory that meets your every need.





## Glass or Polycarbonate Roofing?



All of our conservatories come in a variety of colours, sizes and shapes depending upon your personal choices and circumstances. One area that affects the overall feel and ambiance more than any other is the choice of roofing material. The two choices you have are polycarbonate and glass. As seen in the 2 pictures to the side they have quite a different effect on the ambiance. The glass (pictured top) gives a beautiful, bright natural look to any conservatory whereas polycarbonate (pictured bottom) gives a more neutral tone to the room.

The feel of the room is obviously a matter of personal tastes and your individual needs. The advantages of glass stretch far beyond its natural effects.

## Key Features of a Glass Roofing Option

**Natural lighting** - giving a beautiful natural look to your home

**Solar Control** - the glass reflects heat in the summer and retains heat in the winter as well as helping to reduce flare.

**Thermal Insulation** - Double glazed glass roofing options can greatly help with the matter of heat conservation. This greatly reduces the need for heating in the winter months. This together with the solar control can not only help reduce your energy bills but can also help reduce your carbon footprint.

**Noise Control** - double glazing options will not completely cut out exterior noise but will greatly help reduce noise levels.







**Seaham Windows**  
Doors & Conservatories

### *the transformation*

Finishes include white, rosewood and golden oak and clever combinations of wood effect exterior finishes with white interiors. UPVC makes your conservatory virtually maintenance free and very energy efficient.

The very latest materials and design innovations mean that your new conservatory retains the heat during the winter months but can remain pleasantly cool even at the height of summer.

Utilising our range of windows and doors the Seaham Windows conservatory system also incorporates a Roofing System to combine product innovation with traditional and elegant designs.



### *the style*

**Edwardian**

**Gable**

**Lean To**

**P Shaped**

**Victorian**

All conservatories can be built with either dwarf wall, full height with panels or full height glazed units. Other styles available.


### Conservatory Roofing Choices - Polycarbonate




Clear Polycarbonate



Opal Polycarbonate



Bronze Polycarbonate




Bronze / Opal Polycarbonate

### Glass - Conservatory Roofs

Glass conservatory roofs can be supplied in a variety of options, depending on your individual requirements. All glass roof panels are supplied with toughened glass as standard. The range includes Self cleaning glass and glass with increased thermal properties if required for building regulations. The colour choices for glass types are listed below.

#### Standard toughend glass



#### Activ Self Cleaning glass





## Colours Profile Lamination

For the ultimate personal touch to your property all our products come with a range of colour options to choose from.

All laminated products are hand finished using a superior, long life protective foil in your choice of colour. Authentic woodgrain foils are used for Rosewood and Golden Oak.

For the complete personal touch, the chamfered range of windows and doors are available in an additional six attractive colours.

### Profile Lamination - Chamfered / Decorative

	Residential Doors French Doors	Bi-Fold Doors	Inline Patio Doors	Conservatories	Vertical Sliders	Windows
 White	✓	✓	✓	✓	✓	✓
 Black	✓	✓				
 Golden Oak	✓	✓	✓	✓	✓	✓
 Rosewood	✓	✓	✓	✓	✓	✓
 Black/Wh	✓	✓				
 Rosewood/Wh	✓	✓	✓	✓	✓	
 Golden OWh	✓	✓	✓	✓	✓	

### Composite Doors - Colour Range



Red



Green



Blue

The above represents the colour of the door. Door frame only available in White, Rosewood or Golden Oak.



White



Black



Golden Oak

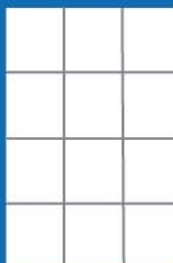


Rosewood

## Glass Options

The majority of windows in your house will simply be clear glass, however depending on your individual requirements you may opt for self cleaning or energy efficient glass, both of which add value and benefits.

For decorative applications the following styles are available.



Leaded Square



Leaded Diamond



Astrical Bar

In certain applications obscure glass is required.



Contora - Level 4



Oak - Level 4



Charcoal Sticks - Level 4



Digital - Level 3



Florielle - Level 4



Taffeta - Level 3



Pelerine - Level 5



Chantilly - Level 2



Everglade - Level 5



Mayflower - Level 4



Minster - Level 2



Warwick - Level 1

All glass is available in 5 Levels of obscurity.



Level 1



Level 2



Level 3



Level 4



Level 5





## Windows



Two sac bolts on every opener



Fire escape friction stays to all side hung openers



Corner keeps for added strength



Multi point shootbolt to BS7950



Locking night ventilation position keep



High security auto lock PVD suited handles



Multi point shootbolt '6' point locking



Handles available in either Black, White, Chrome or Gold

## Residential & French Doors



Dog bolts (5)  
Hinge protectors



Shoot Bolts top & bottom on French Doors (4)



3D Hinges (6)



Hook bolts & Shoot bolts (1)



Deadbolt (2)



Rollerbolts (3)

### Unique Features



Cylinder guards and 6 pin anti-drill barrel



3 D "Double Knuckle" flag hinges

Hinges, handles and optional letterboxes available in 4 colours - Gold, black, white or chrome





**Seaham Windows**  
Doors & Conservatories



*Imagine*  
the time saving

## Roofline Products

The Seaham Windows range of roofline products will ensure that repainting becomes history. Not only will our range of soffits and fascias save you time they will also improve the kerbside appeal of your property and are available with suited guttering and downpipes.



### Quality



BS7412  
KM45620



BS7414 (12608)  
KM13358  
Profile Supplied by Rehau



BS7950-7412  
KM45766



ISO9001:2000  
LICENSE NO. FM51659





## How does Fire Escape Ladder Work.....

In the event of a fire - open the 'escape window'. Remove the cap from the top of the fire escape.

Gravity then takes over and the ladder opens at 90 degrees to the house

Fire Escape ladder is a permanent, but collapsible, safety ladder for emergency use in the event of a fire in your home. It will help you and your family to escape quickly, easily and safely from an upper storey window.

Once installed on an outside wall of your home, the fire escape folds away neatly and discreetly to resemble an unobtrusive rainwater downpipe.

It is easily installed, fully weather resistant and maintenance free. The unit comes fully assembled complete with all fixing bolts and detailed instructions.

New home Building Regulations now make it essential for an 'escape window' to be installed, with a clear unobstructed opening of 850mm high x 500mm wide, as a minimum requirement. In the case of fire this exit would need to be used if safe exit from the ground floor is not possible. The Fire Escape ladder is the simple yet safe way to exit the house.



Safe exit can now be made from the building.....



# A simple life saving solution for the home.





## Additional Works

The services offered by Seaham windows does not just stop at installing windows, doors and conservatories. We employ our own team of builders who carry general building works, extensions and concrete block paving.

It is our aim to offer our customers the full service package that they require.

From a simple window through to a full extension - Seaham Windows have the skills and teams to carry out the complete project.

## Block Paving

Block paving can transform the appearance of any property, adding kerbside appeal and giving a long lasting, high performance driveway or patio.

All our works are carried out to the highest specification - ensuring the correct amount of excavation is done and hardcore used so that sinking will not occur.

We are proud that our block paving works are build to last and give the customer the finish they desire.



Utilising Space - A Seaham WIndows porch with all roof constructed by our team of joiners.





# THE MASTER WINDOW & CONSERVATORY Installers Association

M.W.C.I.A  
The Association which  
represents the  
**TOP 100**  
companies in the UK

CONSUMER INFORMATION NEWSLETTER

## Seaham Windows Achieve **TOP 100** National Award



Mr John Slee, Managing Director of Seaham Windows Mr D Waterworth, founder of the **TOP 100** register.

Seaham Windows have been appointed as a Registered **TOP 100** Company.

Mr John Slee, the managing director of Seaham Windows, and his manager, Clare Lumley, have a combined experience of over 30 years in the manufacturing, management and installation of windows, doors and conservatories. This wealth of experience has ensured that the customers of Seaham Windows receive the highest levels of service, product quality and technical knowhow. Additionally, Seaham provide a repair service which is difficult to surpass, and can certainly not be beaten.

John Slee has an immense knowledge of all manufacturing procedures, and installation techniques. Whether you require repairs or a full installation, Seaham Windows, Doors and Conservatories can fulfil your requirements to the highest possible standards.

Don Waterworth, Principal **TOP 100** Building Surveyor said, "John and Clare are rightly proud of the level of service and product quality that is provided to the customer. This is a Company with a very high level of integrity, professional skills and excellent customer care. The high standards shown by Seaham, throughout the vetting procedure are exactly the high levels required to achieve **TOP 100** Registration. This is a first rate Company".

**Dear Consumer**

THE MASTER WINDOW  
& CONSERVATORY  
Installers Association

**TOP  
100**

For too long the most professional and prestigious companies throughout the window and conservatory industry have not been recognised for the professional level of service and workmanship which many of these better companies provide as standard.

The **M.W.C.I.A. TOP 100** is a register of the best 100 window and conservatory companies in the UK. Each member company of the **TOP 100** has been extensively vetted and have had to prove high levels of professionalism and customer care in every department.

Be assured that each and every element of a **TOP 100** company from point of sale presentation through to completion of the installation has been reviewed and approved by a Professional Building Surveyor.

It is vitally important that only those companies with a long standing record of business success and customer care and service are considered for inclusion in the **M.W.C.I.A. TOP 100**.

We also make checks on the company's solvency and check with their local Trading Standards to ensure that none of the applying companies have a poor record of complaints.

The applying companies must also provide a prestigious showroom and present clear and precise information and pricing policies to the general public.

Once approved, companies must continue to strive for high standards of product quality, customer care, site tidiness, installation and after sales service.

D Waterworth BSc (Hons) FBEng MEWI  
Building Surveyor / Building Engineer / Expert Witness  
Founder of M.W.C.I.A. **TOP 100**



## PICTURE THIS...

So, you have placed the order with your chosen window / conservatory company and have been informed that the windows and doors are being installed a week on Monday.

Picture the scene Sunday evening, you and your partner, becoming nervous, having second thoughts and the dreaded butterflies!

What will the installers be like? Will they be clean and tidy? Will they know what they are doing? Will they damage my property, spoil the decorations? What about my beautiful garden? Oh goodness, I knew we should have left the old windows in place!

This scenario is played out across the Country every week, consumers terrified as to whether they will receive a professional service or not. This shouldn't be the case, but sadly this is commonplace!

### **THAT IS UNLESS YOU CHOOSE A M.W.C.I.A. TOP 100 COMPANY**

In which case you can expect this treatment.

#### **CUSTOMER CARE GUIDE**

- Park your van considerately
- Do not play your radio loud unless the client agrees same.
- Do not smoke in the client's house
- Do not make sexual remarks or innuendo to lady clients
- Do not use foul or offensive language within earshot of clients, children or the general public
- Use the appropriate amount of dust sheets
- Do not move furniture unless client agrees same
- Do not enter the house if only minors are present
- Keep the site tidy, safe and clean, do not damage lawns or gardens
- Do not strip off your shirt in summer, as this can offend lady clients
- Be professional, be respectful, be proud of your status as a "Registered **TOP 100** Installer"

## Installation **DISASTERS NO 1** (Don't let this happen to you!)

We enclose a number of photographs of cases that we have worked on in our private practice throughout the last few years.

In each of the photographs below, foundations to conservatories were built incorrectly causing subsidence, serious structural displacement and expensive repairs.


In each of the cases below, the conservatory company did not admit any wrongdoing and therefore had to be sued through the Civil Courts. This is a position that consumers should not be put in, as a consumer should expect professional quality workmanship, respect and service.

All consumers choosing a member of the **M.W.C.I.A. TOP 100** can rest assured that the technical ability, professionalism, high standards of product and service and adherence (where applicable) to the M.W.C.I.A. Technical Manual, will ensure that such disasters will not befall any consumer who uses the services of an M.W.C.I.A. member.



*This photograph shows 'differential movement' to a conservatory 5 years old which had occurred due to failure of the foundation. The foundation was set too shallow and too narrow, causing subsidence to the conservatory. The conservatory had to be taken down and rebuilt.*

*This photograph shows 'lateral cracks' in the mortar beds of a recently built conservatory, displacement of this type can be readily caused by incorrect foundation design, rebuilding would be required.*



*This is a conservatory slab which was set directly on the pavings! No excavation was carried out, no hard-core was incorporated, no membrane. A complete shambles! Our instruction was 'break it up and do it properly'.*

#### **Quote from the editor of the Installer Magazine**

*I am incredibly pleased to announce that The Installer is now the official journal of the Master Windows & Conservatory Installers Association. We are fully supportive of what the organisation stands for - high quality installations undertaken by knowledgeable, professional trades people.*

*The MWCIA produces an impressive technical manual (and offers its members sound advice if anything unusual crops up) which covers the majority of installation techniques. The MWCIA's mission is to improve standards across the industry and a benchmark to be set that all professional installers aspire to.*

**Brian J. Shillibeer, Editor of The Installer.**



## Technical Manual for all M.W.C.I.A. TOP 100 Companies

THE MASTER WINDOW  
& CONSERVATORY  
Installers Association

TOP  
100

All **M.W.C.I.A. TOP 100** member companies are provided with a comprehensive Technical Manual to ensure the highest standard of workmanship. This is the most comprehensive Technical Manual in the window industry and is provided to each installation team of the 'Approved' member.

Topics include:

- Bay Window Installation
- Flashings, Cavity Trays and Lintels
- Foundation Design for Conservatories, Porches and Sun Lounges
- Frame Installation
- Condensation — Causes and Remedies
- Current Consumer Law
- Customer Care Guide

The maxim of all the **M.W.C.I.A. TOP 100** companies and their employees is:-

- Be Professional
- Be Respectful
- Be of Service

## Installation DISASTERS NO 2

(Don't let this happen to you either!)

**'A' rated window, 'X' rated installation!**

**'Do you think it's going to collapse?'. It did!**



Several months ago we were instructed to carry out an Inspection and Experts Report at a property on Merseyside. The property owners were a couple in their late 70's. The son of the property owners (contacted us to act as Expert Witnesses) and instructed us to inspect the works.

The standard of workmanship at this installation was appalling and so much so that the window company did not receive payment for these works.

The company commenced work without propping the bay windows to the front of the property properly and the section between the upstairs bay and the downstairs bay collapsed.

We should also add that whilst the works were being carried out, the lady occupier who was in her 70's, infirm and bedridden in the lounge. The company and the installers showed no regard whatsoever for the elderly couple or the property.

The photograph shows 2 of the installers attempting to assess as to how the property could be propped now that the 2 bay windows had been taken out, and the middle section was beginning to collapse!

This is shoddy workmanship beyond belief and should not have occurred. Avoid the possibility of this happening at your property, employ a **M.W.C.I.A. TOP 100** company.

## The FENSA and Certass Registration Schemes

The FENSA and Certass Registration Schemes are Government Licenced Schemes. It is important that you, as a consumer understand how these schemes operate.

For a company to be registered with FENSA or Certass, there are 3 criteria which need to be complied with:

- 1 • Windows installed at a domestic property must be glazed with double glazed low energy glass.
- 2 • Windows fitted in a domestic property must be fitted with a suitable fire escape.
- 3 • Windows fitted in a property must comply with the Building Regulations with regards to safety glass.

(A Building Regulation compliance certificate, for the 3 above items, is then issued to the householder)

These are the only 3 criteria that are required for a company to be registered with FENSA or Certass.

Unfortunately there are unscrupulous companies who would have the consumer believe that FENSA or Certass Registration means that their specific company has been registered by a Government body for every element of their business dealings and workmanship. This is misleading. Consumers therefore should be aware of precisely what the FENSA and Certass registration stands for.

### Quote from John Brooke, Solicitor

"I have known Mr Waterworth for over 10 years and have worked with him on a variety of construction related projects. He is my first choice as an expert witness in building and construction disputes and his reports are thorough and detailed whilst also being objective and clear".

"He is reliable and conscientious with regards to this and always available to speak to in connection with ongoing and other matters. I have recommended him to other firms of solicitors and colleagues as a building surveyor and as an expert witness in construction matters and will continue to do so".

John Brooke - Litigation Partner,  
Gamlins Solicitors,  
North Wales.



THE **MASTER WINDOW  
& CONSERVATORY**  
Installers Association

**TOP  
100**

The **M.W.C.I.A. TOP 100** is a Professional Association administered by Private Practice Building Surveyors with over 20 years experience in the Building Industry.

The compiling of the **TOP 100** window and conservatory companies was deemed to be essential as this would enable the consumer to easily recognise the most Professional, Prestigious and Successful window and conservatory companies in the UK.

The element of risk has now been removed for the consumer, and consumers can now choose to be provided with polite respectful service, high quality products, professional installers and high levels of management support by choosing a **TOP 100** company.

All of the installers who work for a **TOP 100** company have been vetted by a Private Practice Building Surveyor. Each installer has been interviewed by a Building Surveyor and must have shown a high level of knowledge, skill, experience, customer respect and property care.

We, as Private Practice Building Surveyors have expended considerable time and effort vetting companies in our quest to find the **TOP 100** window and conservatory companies.

We have undertaken this task to protect you, the consumer.

Choose wise, choose correctly, choose a **TOP 100** company.

D Waterworth BSc (Hons) FBEEng MEWI  
Building Surveyor / Building Engineer / Expert Witness  
Founder of M.W.C.I.A. **TOP 100**

Your local **TOP 100** company is:

THE **MASTER WINDOW  
& CONSERVATORY**  
Installers Association

**TOP  
100**



**Seaham Windows**  
Doors & Conservatories

Seaham Windows, Doors & Conservatories, 61 The Avenue, Seaham, SR7 8NS

**Tel: 0191 581 6881**

[www.seahamwindows.com](http://www.seahamwindows.com)

**CONSUMER CHAMPION  
MEETS CONSUMER CHAMPION**



During a break in filming of the forthcoming series of Channel 5's 'Cowboy Builders', the **TOP 100** Trades Founder, Don Waterworth BSc (Hons) FBEEng MEWI, took time to discuss, with TV Celebrity, Dom Littlewood, the important subject of '**Consumer Care and Service**', and the need to rid the industry of unscrupulous, un-professional tradesmen.

Don Waterworth has worked with Dom Littlewood before on the BBC programme 'Don't get done get Dom', and said, "Dom is a real professional to work with, and applies himself wholeheartedly to helping the Consumer".

Don added, "**TOP 100** Trades Register is all about rewarding the most professional and reliable trades people and thereafter ensuring that the consumers receive high levels of care and service. Consumer Care must be the No 1 priority".

**TOP 100** Trades  
'Customer Care Beyond Compare'

**CONSUMER ADVICE LINE**  
**01942 526825**

Web: [www.mwciaTOP100.co.uk](http://www.mwciaTOP100.co.uk)

e-mail: [enquiries@mwciaTOP100.co.uk](mailto:enquiries@mwciaTOP100.co.uk)







*10 year guarantee on all installations*

*Quality products at affordable prices*

*Energy savings and sustainability*

*Highest security available*



*Seaham Windows are a local business with over 22 years manufacturing and installation experience and now employs a team who are dedicated to carry on the success of the company. At seaham Windows we employ our own fitters and builders and take pride in the fact that we do not use sub contractors.*

*The ethos of the company is to provide a quality installation at a fair price - with particular attention being paid to customer service. With all our installations we ensure that the customer comes first. The site is kept clean and tidy with all debris moved on a daily basis - we work on the site but we are more than aware that it is your home. In addition we offer a comprehensive after sales service to ensure that as a customer you can rest assured that any problems will be dealt with efficiently and effectively. For additional peace of mind we also have our own maintenance division to ensure that in the unlikely event of there being a problem we have the team to put it right.*

*Your home in safe hands*



**Seaham Windows**  
Doors & Conservatories

Seaham Windows, Doors and Conservatories  
61 The Avenue, Seaham, County Durham, SR7 8NS  
Tel: 0191 581 6881, Fax: 0191 581 6609  
E Mail: [enquiries@seahamwindows.com](mailto:enquiries@seahamwindows.com)  
[www.seahamwindows.com](http://www.seahamwindows.com)